



Let Noble Thoughts Flow to Everyone from all Directions

**BRAHMANANDA SWAMY SIVAYOGI
B.Ed TRAINING COLLEGE**

Affiliated to Calicut University and Recognised by NCTE
ALATHUR, (P.O.) PALAKKAD Dt. KERALA. PIN - 678 541.
Phone : (Off) 04922 - 224415 (Adm: Off) 04922 - 222315

2020-2021

Documentary Evidence in 2020-2021



**PRINCIPAL,
S. S. S. B.Ed. Training College,
Alathur (PO), Palakkad-Dt
Kerala - 678 541.**

B.S.S. B.ed. TRAINING COLLEGE

ALATHUR, PALAKKAD DT, KERALA



Name : Reshma-S

Reg. No. : BAATTEG1007

Optional Subject : English

Certified that this is the bonafide record of


Reshma-S

Reg. No. BAATTEG1007 for the year 2019-2021

Reshma
Lecturer in charge

Date: 7/10/2019

Lecturer in English
B.S.S. B.Ed. Training College
Alathur (P.O) Palakkad, Kerala 678541



[Signature]
PRINCIPAL

PRINCIPAL,
B.S.S. B Ed, Training College,
Alathur (P.O), Palakkad-Dt
Kerala - 678541

Verified
[Signature]

MICROTEACHING RECORD

INDEX

Sl.No	Skill	Date	Page No
1	Micro Teaching		1
2	Micro lessons		4
3	skill of introducing a lesson. (plan)	21/8/2019	5
4	skill of introducing a lesson (Replan)	23/8/2019	8
5	skill of Using Black Board (plan)	24/8/2019	13
6	skill of Using Black Board (Replan)	30/8/2019	18
7	skill of stimulus variation (plan)	2/9/2019	24
8	skill of stimulus variation (Replan)	6/9/2019	30
9	skill of explaining a lesson (plan)	6/9/2019	35
10	skill of explaining a lesson (Replan)	12/9/2019	41

11.	Skill of fluency in Questioning (plan)	19/9/2019	47
12.	Skill of fluency in Questioning (Replan)	20/9/2019	52
13.	Link lessons	20/9/2019	51
14.	skills of introducing a lesson and using Black Board	23/9/2019	58
15	skills of introducing a lesson stimulus variation and fluency in questioning		62

MICRO LESSONS

MICRO LESSON ON THE SKILL OF INTRODUCING A LESSON [PLAN]

Name of the Teacher Trainee :- Reshma S. Class: IX

Name of the School :- B.S.S. Duration :- 7 min

Subject :- English Strength: 5-10

Topic :- Learning a Game Date :- 21/8/19

Objectives :- To develop the skill of introducing a lesson.

Skill :- Skill of introducing a lesson.

Components :- 1) Checking previous knowledge.

2) Using appropriate devices

3) Continuity

4) Motivation.

Teacher's activity	Students activity	Components
Good Morning	Good Morning	
How are you?	Teacher Fine!	

What are your hobbies?

Playing, Gardening.

Which type of games you would like to play?

Cricket, football

Checking Previous knowledge

Cricket! Okay, who is your Indian captain?

Kohli, Sachin, Dhoni

Oh! Good. Who is your favourite cricket player?

Dhoni, Sachin, Kohli, Raina

Okay, who is Sachin Tendulkar?

Captain.

Exactly, he was our Indian Captain.

Today we are going to study about an Autobi-

geophy? Have you ever heard about it?

Yes.

Good!

Can you guess of whom's autobiog-
aphy that we are going to study?

Hmmm, No idea

Motivation

Okay, No problem
We are going to learn more about Sachin Tendulkar.

Continuity

Observation Schedule

Components.	Teacher Trainee 1	Teacher Trainee 2	Teacher Trainee - 3
1) checking previous knowledge			
2) Using appropriate Devices.			
3) Motivation			
4) Continuity			

B.S.S. B.Ed. TRAINING COLLEGE ALATHUR, PALAKKAD-DT, KERALA



Name : DEVI. S. RANI
Reg. No. : BAATTEG004
Optional Subject : ENGLISH

Certified that this is the bonafide record of

DEVI. S. RANI

Reg. No. BAATTEG004 for the year 2019 - 2021

Verified
[Signature]
PRINCIPAL

Neema
Lecturer in charge

Date 2/11/2020
Lecturer in charge
B.S.S. B.Ed. Training College
Alathur (P.O) Palakkad Dt
Kerala 678541



PRINCIPAL,
B.S.S. B Ed. Training College
Alathur (PO), Palakkad-Dt
Kerala - 678 541

SEMESTER II

PEDAGOGIC PRACTICES IN ENGLISH

CONTENT ANALYSIS

Submitted to,

NEEMA MAM



Submitted by,

DEVI. S. RANI

Roll no: 14

English.

CONTENT ANALYSIS

UNIT	TOPIC	THEME	SUB THEME	LEARNING OUTCOMES	PRE-REQUISITS	SKILLS
Dawn of Hope	On Killing a Tree	power of Hope	Optimism	To appreciate poetry To learn poetry	<ul style="list-style-type: none">• To make learner familiar with various natural calamities.• Learner should be familiar with impact of human deeds on nature.• Familiar with the poems of the same theme.	<ul style="list-style-type: none">• Listening• Speaking• Reading• Writing

LANGUAGE ELEMENTS	RELATED LITERATURE	DISCOURSE	Values	LEARNING AIDS	CONCEPT / IDEAS	EXCEPTED PRODUCTS
<ul style="list-style-type: none"> • Metaphor • alliteration 	Gieve Patel	<ul style="list-style-type: none"> • Picture discription • poster making 	<ul style="list-style-type: none"> • Optimism • Hope • Sacrifice • Compassion • Positive thinking 	<ul style="list-style-type: none"> • profile chart • Video aids • Model • text book • Pictures of natural disasters and deforestation. 	<p>The poet highlights the fact that trees are living things. He equates trees with humans to convey that trees should not be cut because destroying trees is just like killing a human being. Poem depicts survival of a strong tree which refuses to die even when its trunk and branches have been chopped off.</p>	<ul style="list-style-type: none"> • A To make learner familiar with various poetic devices • Learner become aware about the needs of protecting nature • Acquired the skill of writing appreciation of the poem.



**RECORD OF DISCUSSION, DEMONSTRATION,
AND CRITICISM LESSON PLANS**

Name : Reshma - S

Reg. No. : BAATTEG007

Optional Subject : English

Certified that this is the bonafide record of

..... Reshma - S


Reg. No. BAATTEG007 for the year 2019-2021

Name
Lecturer in charge

Date 9/11/2020
Lecturer in English
B.S.S. B.Ed. Training College
Alathur (P.O) Palakkad
Kerala 678541




PRINCIPAL


PRINCIPAL,
B.S.S. B.Ed. Training College
Alathur (P.O), Palakkad-Dt
Kerala - 678 541

DISCUSSION LESSON PLANS

DISCUSSION LESSON PLAN - 1

Name of the teacher :- Reshmi S
Name of the School :- BSS GHSS Alathur
Subject :- English
Unit :- Dawn of Hope
Topic :- The Jungle Air crash
Sub topic :- I have always
Then I lost consciousness

Class :- IX
Strength :-
Duration :-
Date :- 22/1/20

Theme :- power of hope
Sub themes :-
• Optimism
• Inspiration
• Disaster management
• Resilience
Recommended outcome :-

Learning outcome	<ul style="list-style-type: none"> :- The learner will be able to, <ul style="list-style-type: none"> • Read and analyse prose passage • Face challenges in life with confidence. • prepare news paper report • prepare daily entry.
Pre-requisites	<ul style="list-style-type: none"> :- The learner may be, <ul style="list-style-type: none"> • Familiar with memoirs • Familiar with story of some theme.
Skills	<ul style="list-style-type: none"> :- Listening, Speaking, reading, writing
Discourse	<ul style="list-style-type: none"> :- News paper report Diary entry
Values / attitude	<ul style="list-style-type: none"> :- Power of mind, positivity, hope and inspiration.
Learning aids	<ul style="list-style-type: none"> :- Profile chart, model, Pictures, video aid.
Expected products	<ul style="list-style-type: none"> :- Students may be able to, <ul style="list-style-type: none"> • Understand the prose • write news report • Enrich vocabulary

Concept / Idea

: "The Jungle Air Crash" is a survival story written by Juliane Korpcke. It is an extract from her memoir "When I Flew From the Sky". When Juliane was 17 on the Christmas eve of 1971.

Process

Assessment

Warm up Activity

The teacher enters the class and creates a good rapport with the students

Entry Activity

How many of you love travelling?

Which vehicle do you prefer to travel?

Have you travelled outside Kerala?

B.S.S. B.ed. TRAINING COLLEGE

ALATHUR, PALAKKAD DT, KERALA



Name : Reshma . S

Reg. No. : BAATTEG007

Optional Subject : English

Certified that this is the bonafide record of

..... Reshma . S

Reg. No. BAATTEG007 for the year 2019- 2021

Nimesa
Lecturer in charge

Date 30/9/2019

Lecturer in English
B.S.S. B.Ed. Training College
Alathur (P.O) Palakkad Dt
Kerala 678541



Verified
[Signature]

[Signature]
PRINCIPAL
B.S.S. B.Ed. Training College
Alathur (P.O), Alakkad-Dt
Kerala - 678 541

WORKSHOP

REPORT

INDEX

Sl. No	Content	Page No
1	Introduction	1 to 2
2.	Workshop on preparation of charts.	4
	1) Descriptive chart	5
	2) Tabular chart	6
	3) Profile chart	7
	4) Bulletin chart	8
	5) Flip chart	9
3.	Workshop on preparation of models.	10-11
	1) Still Model - 1	12 - 13
	2) Still Model - 2	14
	3) Working Model	15-16
4.	Conclusion	17

PREPARATION
OF TEACHING
LEARNING
MATERIALS

INTRODUCTION

A workshop is a place where work is preferred, or a seminar or group of meetings and discussions in a particular field. It can be a room, area or small establishment where manual or light industrial work is done. It can also be a brief intensive course for a small group, emphasizes on problem solving.

Workshops are for making and fixing things like wooden furniture, cars or mysterious inventions. A shorthand way to refer to a workshop is shop, as in the shop class offered in many high schools, which usually meets in a workshop. The known workshop also means a course or meeting at which a work in progress often a story, poem or script discussed by a group of writers.

A truly good teacher becomes a great teacher by going beyond

the call of duty and beyond the textbooks. For this, it is necessary that the teachers should continue their education. The conference, workshops etc. gives an extra help for the students trainees as well as teachers to get updated with the technology for their students. The workshops provides ideas on how to integrate technology for their students. into the classroom and how to make it cross curricular. It helps to develop the skill of writing charts, making models and other crafts.

B.S.S. B.ed. TRAINING COLLEGE

ALATHUR, PALAKKAD DT, KERALA



Name : Reshma - S

Reg. No. : BAATTEG1007

Optional Subject : English

Certified that this is the bonafide record of

Reshma - S

Reg. No. BAATTEG1007 for the year 2019- 2021

Reshma
Lecturer in charge

Date 7/10/2019

Lecturer in English
B.S.S. B.Ed. Training College
Alathur (P.O) Palakkad
Kerala 678541



[Signature]
PRINCIPAL

PRINCIPAL,
B.S.S. B.Ed. Training College,
Alathur (P.O), Palakkad Dt,
Kerala.

Verified
[Signature]

MICROTEACHING RECORD

INDEX

Sl.No	Skill	Date	Page No
1	Micro Teaching		1
2	Micro lessons		4
3	skill of introducing a lesson. (plan)	21/8/2019	5
4	skill of introducing a lesson (Replan)	23/8/2019	8
5	skill of Using Black Board (plan)	24/8/2019	13
6	skill of Using Black Board (Replan)	30/8/2019	18
7	skill of stimulus variation (plan)	2/9/2019	24
8	skill of stimulus variation (Replan)	6/9/2019	30
9	skill of explaining a lesson (plan)	6/9/2019	35
10	skill of explaining a lesson (Replan)	12/9/2019	41

11.	Skill of fluency in Questioning (Plan)	19/9/2019	47
12.	Skill of fluency in Questioning (Replan)	20/9/2019	52
13.	Link Lemons	20/9/2019	51
14.	Skills of introducing a lesson and using Black Board	23/9/2019	58
15	Skills of introducing a lesson stimulus variation and fluency in questioning		62

MICRO LESSON ON THE SKILL OF INTRODUCING A LESSON [PLAN]

Name of the Teacher Trainee :- Reshma S. Class: IX
 Name of the School :- B.S.S. Duration :- 7 min
 Subject :- English Strength: 5-10
 Topic :- Learning a Game Date :- 21/8/19

Objectives :- To develop the skill of introducing a lesson.

Skill :- Skill of Introducing a lesson.

Components :-

- 1) Checking previous knowledge.
- 2) Using appropriate Devices.
- 3) Continuity
- 4) Motivation.

Teacher's activity	Students activity	Components
Good Morning	Good Morning Teacher	
How are you?	Fine!	

What are your hobbies?

Playing, Gardening.

Which type of games you would like to play?

Cricket, football

Checking Previous knowledge.

Cricket! Okay, who is your Indian captain?

Kohli, Sachin, Dhoni

Oh! Good. Who is your favourite cricket player?

Dhoni, Sachin, Kohli, Raina

Okay, who is Sachin Tendulkar?

Captain.

Exactly, he was our Indian Captain. Today we are going to study about an Autobi-

geaphy? Have you ever heard about it?

Yes.

Good!

Can you guess of whom's autobiog-
raphy that we are going to study?

Hmmm, No idea

Okay, No problem
We are going to learn more about Sachin Tendulkar.

Motivation

Continuity

Observation Schedule

Components.	Teacher Trainee 1	Teacher Trainee 2	Teacher Trainee - 3
1) checking previous knowledge			
2) Using appropriate Devices.			
3) Motivation			
4) Continuity			

~~1/1/1~~

B.S.S. B.Ed. TRAINING COLLEGE

ALATHUR, PALAKKAD-DT, KERALA



RECORD OF DISCUSSION, DEMONSTRATION, AND CRITICISM LESSON PLANS

Name : Reshma - S

Reg. No. : BAATTEG007

Optional Subject : English

Certified that this is the bonafide record of

..... Reshma - S

Reg. No. BAATTEG007 for the year 2019- 2021

Reshma
Lecturer in charge

Date *9/11/2020*
Lecturer in English
B.S.S. B.Ed. Training College
Alathur (P.O) Palakkad
Kerala 678541



Verified
[Signature]
PRINCIPAL

PRINCIPAL,
B.S.S. B.Ed. Training College
Alathur (), Palakkad-Dt
Kerala - 678 541

INDEX CRITICISM

Sl.No	Date	Name of the Teacher	Topic	Report	Std	Page No.	Initials
1.	29/9/20	Reshma . S	From the Railway carriage	Bavya	VIII	132 to 143	<i>Res</i>
2.	28/9/20	Reshma . S	My Grand Mother's House	Archana	VIII	144 to 153	<i>Res</i>
3.	30/9/20	Reshma . S	Taj Mahal	Mansiya	VIII	154 to 162	<i>Res</i>
4.	29/9/20	Reshma . S	Song of a Dream	Devi	IX	163 to 169	<i>Res</i>
5.	30/9/20	Reshma . S	The Happiness Machine	Jaseela	IX	170 to 174	<i>Res</i>
6.	2/10/20	Reshma . S	Song of the Rain	Thushara	IX	175 to 183	<i>Res</i>
7.	2/10/20	Reshma . S	Bang the Drum	Thanisha	IX	181 to 187	<i>Res</i>
8.	28/9/20	Reshma . S	The Danger of a single story	Abhinaya	X	188 to 194	<i>Res</i>
9.	1/10/20	Reshma . S	Rosa parks sat still	'	VIII	195 to 202	<i>Res</i>

Lecturer

Alom

CRITICISM REPORT

CRITICISM TEACHING MANUAL - 1

Name of the Teacher :- Reshma-s

Class :- VIII

Name of the School :- B.S.S. Gurukulam

Duration :- 40 min

Subject :- English

Date :- 29/9/20

Unit :- Wings & Wheels

Strength :-

Topic :- From the Railway carriage

Theme : Travel

Sub Theme : Knowledge and insight on travelling

Learning objective :- The learner will be able to

★ Develop interest and curiosity in travelling to explore new worlds.

★ Identify poetic devices like images, rhyming words, rhyme scheme, alliteration, and assonance.

★ Analyse poem based on their theme.

Pre-requisite

- :- The learner has heard or studied poems related with the similar theme.
- The learner has experienced a train journey.
- ★ The learner has read simple poem in English.

Skills

: Listening, Speaking, Reading, Writing.

Discourse

: Travelling experience, Appreciation, literary device.

Value and attitude

- : To realise the beauty of nature while travelling.
- Some new insight from their travelling

Learning aids

:- Chart, pictures of vehicles, pictures to explain meaning, still model.

Expected products : Enrich vocabulary
• Mental and spiritual aspects of travelling.

Concept / Ideas

: 'From the Railway carriage' is a Poem written by Robert Louis Stevenson. The poem is about the experience of the a train journey of the author using the rhythm of Verse.

Process

Assessment

Warm up Activity

Teacher enters the class and create good rapport with the students.

Entry Activity

Teacher shows the picture of vehicles

B.S.S. B.ed. TRAINING COLLEGE

ALATHUR, PALAKKAD DT, KERALA



Name : Reshma . s

Reg. No. : BAATEG1007

Optional Subject : English

Certified that this is the bonafide record of

..... Reshma . s

Reg. No. BAATEG1007 for the year 2019 - 2021

Numa
Lecturer in charge

Date: *17/2/2020*
Lecturer in English
B.S.S. B.Ed. Training College
Alathur (P.O) Palakkad Dt:
Kerala 678541



KSP
PRINCIPAL

PRINCIPAL,
B.S.S. B.Ed. Training College,
Alathur (P.O), Palakkad-Dt:
Kerala - 678541

Verified
[Signature]

REPORT ON

INITIATORY

SCHOOL

EXPERIENCE

INDEX

Sl No	Content	Page No.
1.	Report on social climate and learning facilities in the school	1
2.	Observation report of senior teachers Observation report 1 Observation report 2 Observation report 3 Observation report 4 observation report 5	6 7-8 9-10 11-12 13-14 15-16
3.	Teaching performance through individual effort Teacher planner 1 Teacher planner 2	17 18-23 24-29
4	Teaching performance as shared practice Teacher planner	30 31-35
5.	Diary Day 1 Day 2 Day 3 Day 4 Day 5	36 37 38 39 40 41

REPORT ON
SOCIAL
CLIMATE
AND LEARNING
FACILITIES IN
THE SCHOOL

School Climate and Learning facilities of BSS Gurukulam Higher Secondary School, Alathur.

BSS Gurukulam Higher Secondary school Alathur, which runs under the principle of Bhahmananda Swami Shivayogi the founder of 'Anandha Matham'. The religion of bliss which advocates the importance of pure mind. Being inspired by this doctrine the ardent disciple swami Nirmalananda Yogi founded this school in the minds of the people along with the quality education to provide better communal harmony mission :-

To be the best educational institution in our country.

Vision :- providing quality education to mould self reliant, self-restraint and selfless human being for the entire universe.

B.S.S Gurukulam Higher Secondary school is an ISO 9001:2008 certified Smart school located in Alathur block of Palakkad district, Kerala. It is a recognised unaided institution managed by BSS educational

Society formed by Swami Nirmalananda Yogi in the year 1984. It is also a residential and co-educational school providing teaching facilities from LKG to XII. The syllabus followed here is same as in other state recognised schools in Kerala. English is the medium of instruction in this school. The school received ISA award 2018-21 from British Council on 6th December 2018, in the grand radiant programme arranged by British Council at Taj Coramandal, Bangalore for promoting enhanced teaching and learning process that brought internationalism in the curriculum.

BSS Gurukulam HSS is a very reputed higher secondary school, established with an aim of creating a paradise on earth by encouraging everyone to develop noble thoughts and emotions which are the most effective means of transformation in human society. This is the great message of Swamiji "mano jaya Aha maha jayeva, Ahimsava paramo dharma". By considering the entire earth as a family, the school believe in this great concept "varudhava akakudumbakam" a time related tested value of India.

B.S.S. B.Ed. TRAINING COLLEGE

ALATHUR, PALAKKAD-DT, KERALA



RECORD OF DISCUSSION, DEMONSTRATION, AND CRITICISM LESSON PLANS

Name : Reshma - S

Reg. No. : BAATTEG007

Optional Subject : English

Certified that this is the bonafide record of

..... Reshma - S

Reg. No. BAATTEG007 for the year 2019- 2021

Reshma
Lecturer in charge

Date: 9/11/2020
Lecturer in English
B.S.S. B.Ed Training Coll of
Alathur (P.O) Palakkad
Kerala 678541



Verified
[Signature]
PRINCIPAL

PRINCIPAL,
B.S.S. B Ed, Training College
Alathur (P.O), Alakkad-Dt
Kerala - 678 541

DEMONSTRATION
REPORT

REPORT ON VIDEO LESSON

Name of the teacher :- Anitha
Subject :- English
Topic :- Have your Garden.
class :- V

preparation phrase

As a part of B.ed training programme, we watched a video lesson. It was a 51 minutes class. The programme was conducted in the lecture hall. Teacher began the class creating a good rapport with students. She created a good friendly atmosphere. Teacher asked students names of vegetables. Children

answered in group. Then she showed a chart with a poem about vegetables. First teacher sang the song with appropriate movements. Then children along with teacher sang the song.

Presentation phase

Teacher arranged a game. She divided the class into groups. She asked to stick a chart with picture of tree on the board and each group was given some strips with questions. Children should find out answers and fix apples with answers on apple tree. In another game, she pasted a grid with letters on the board. She gave some strips with questions to the children. They should encircle right answer in the grid. After these two groups activities, teacher

117

asked to take out poem titled "Have your Garden" and mark out difficult words. Children in pair checked out and read it in class. In another game, teacher divided class into two groups. One pupil from each group should sit on chair, teacher standing behind chair will show a strip to that group and that group and that group can give clue to the child sitting on chair. So that he can answer. Then she paste a large picture of garden on the board. There were missing things in that garden. Children should find out missing parts of class and paste it on the chart. She also made them to play a notes and crosses game. All the games were very interesting. Teacher has been very interactive with children. She need proper teacher movement

118

and gesture. Teacher-pupil, teacher group and pupil-pupil interaction was there. She also gave slight pauses and oral visual switching.

Concluding phrase

After the session, teacher sum-up the entire class. She gave home work to draw their own garden. After appreciating everyone and wishing a good day. She left the class. Students in the class were also active throughout. They seemed enthusiastic and energetic throughout the class. They followed teacher's instruction and played all games happily.



B.S.S. B.Ed. TRAINING COLLEGE ALATHUR, PALAKKAD-DT, KERALA



Name : Reshma . s
Reg. No. : BAATTEG1007
Optional Subject : English
.....

Certified that this is the bonafide record of

..... Reshma . s
.....

Reg. No. BAATTEG1007 for the year 2019 - 2021

Verified
Vijay

Reshma
Lecturer in charge

Date *4/3/2021*

Lecturer in English
B.S.S. B.Ed. Training College
Alathur (P.O) Palakkad Dt
Kerala 678541



[Signature]
PRINCIPAL

PRINCIPAL,
B. S. S. B Ed, Training College
Alathur (PO), Palakkad-Dt
Kerala - 678 541

DIAGNOSTIC TEST

INDEX

SI NO.	CONTENT	PAGE NO
1	Introduction	1
2	Steps	2-3
3	Diagnostic Test 1	4-8
4	Diagnostic Test 2	9-12
5	Remedial Teaching	13-15

Diagnostic Test

Diagnostic test is a test designed to determine the nature of difficulties and deficiencies of learner in specific areas of study. It pinpoints the inadequacies. It provides information in the causes of difficulty. Diagnostic test is an internal part of normal instructor. Diagnostic test measures how much a learner has not able to achieve. A diagnostic test focuses on a minute area but insides it deeply.

Construction of a Diagnostic Test

The prominent steps followed in the construction of a diagnostic test are the following :-

1) Planning

It includes the identification of the areas the students consider difficult.

2) Analysis of the Content Area

The content area is analysed thoroughly and identifies the main teaching points. The teaching points are arranged properly, each teaching point is focused while constructing test items.

3) Preparation of test items

The content area is analysed and the required number of test items is prepared from each relevant point. Several items will be constructed from each teaching point.

B.S.S. B.Ed. TRAINING COLLEGE ALATHUR, PALAKKAD-DT, KERALA



Name : Reshma - S
Reg. No. : BAATTEGI007
Optional Subject : English
.....

Certified that this is the bonafide record of

..... Reshma : S
.....

Reg. No. BAATTEGI007.....for the year 2019 - 2021

Verified
[Signature]

Akeema
Lecturer in charge

Date... *4/3/2021*

Lecturer in English
B.S.S. B.Ed. Training College
Alathur (P.O) Palakkad Dt
- Kerala 678541



[Signature]
PRINCIPAL

PRINCIPAL,
B.S.S. B Ed. Training College
Alathur (PO), Palakkad-Dt
Kerala - 678 541.

ACHIEVEMENT TEST

INDEX

SI NO.	CONTENT	PAGE NO
1	Introduction	1
2	Steps	2
3	Achievement Test 1	3 - 12
4	Achievement Test 2	13 - 22

Achievement Test

Every teacher wants to find out the progress made by his pupils in the subject he teaches. Achievement is a subject indicates the extent to which the learner has internalized the related learning material. An achievement test is a test of developed skill or knowledge.

According to Downie; any test that measures the attainment or accomplishments of an individual after a period of training is called achievement test.

Steps involved in the construction of an achievement test.

- 1) Planning of the test.
- 2) preparation of a design for the test.
- 3) preparation of the blue print
- 4) writing of test items
- 5) preparation of the scoring key and marking scheme
- 6) preparation of question wise analysis.

B.S.S. B.ed. TRAINING COLLEGE

ALATHUR, PALAKKAD DT, KERALA



Name : Reshma . S

Reg. No. : BAATTEG1007

Optional Subject : English

Certified that this is the bonafide record of

..... Reshma . S

Reg. No. BAATTEG1007 for the year 2019-2021

Aleema
Lecturer in charge

Date: 30/9/2019
Lecturer in English
B.S.S. B.Ed. Training College
Alathur (P.O) Palakkad Dt,
Kerala 678541



KCP
PRINCIPAL
B.S.S. B.Ed. Training College
Alathur (P.O), Palakkad-Dt
Kerala - 678541

Verified
[Signature]

COMMUNITY

LIVING

CAMP

INDEX

Sl No	Content	Page Number
1.	Introduction	1-2
2.	Need and Significance	3
3.	Theme	4
4.	Objectives	5
5.	Session wise details	
	Day 1	6-8
	Day 2	9-11
	Day 3	12-13
	Day 4	14-15
	Day 5	16
6.	Conclusion	16

**BSS B.Ed TRAINING COLLEGE,
ALATHUR**

COMMUNITY LIVING CAMP

2019-2021

DHARMA

30TH SEPTEMBER, 1ST, 2ND & 3RD OCTOBER

INTRODUCTION

Community Living Camp is the significant aspect for a student-teacher to develop their sense of care, compassion and social responsibility. In our fast-paced world of technology, camps expose young people to a different kind of environment a community based atmosphere in which campers learn about living, working and playing together. The camp provides ample opportunities to fine tune the interpersonal relationship skills of the campers, through the process of group dynamics. There are opportunities to spread awareness, information, interact and organise programmes for the community during the camp.

The four days Community Living Camp organized during 30th September to 3rd October 2019, as a part

Of the B.ed curriculum 2019-2021 was an experience in all sense, which was enough to fulfill the set aims of developing special skill in future teachers to interact with different community. The community living camp (Dharma) was organized in B.S.S B.ed training college, Alathur. The community living camp not only focus on living together, but also to include include the aspirations and needs of others into our ambitions. According to lesa nevez, Community living Camp focus on,

"We cannot seek achievement for ourselves and forget about progress and prosperity for our community. Our ambitions must be broad enough to include the aspirations and need of others, for their sake and for our own."

NEED AND SIGNIFICANCE

The organisation of a camp had the following curriculum goals :

- To promote social accommodation and broaden the mental abilities of the student teachers.
- To promote the democratic nature and involvement of the student-teacher to planning and implementing educational activities.
- To develop visual thinking about the issue related to the policies / approaches in education.
- To inquire into the cultural, social, scientific, educational and environmental aspects of the community.

THEME

The name given for the Community Living Camp was 'Dharma'. Dharma means 'soul of a teacher'. Discovering Dharma is the most important step in our life. Teachers can benefit by helping students to discover and realise their dharma.

The theme for the Camp introduces the concept of 'plastic free campus'. It was to spread awareness on the importance of reducing plastic waste among people. Through this initiative, it was aimed to increase the understanding of plastic pollution problem among students. It was an attempt to make a difference for the environment and our own health which also allow students to develop sustainable values within their own lives.

OBJECTIVES

- To broaden the social perspective teachers on immediate social and environmental issues.
- To accommodate their emotional field suit to changing situations.
- To enable teacher trainees to organise and implement various varied activities.
- To encounter with different approaches in education and facilitate critical thinking.
- To nurture social, democratic, personal and cultural values through varied activities.
- To provide opportunities for refining students teacher talents.
- To create awareness about social commitment and our cultural heritage.

SESSION WISE DETAILS

DAY - 1

30-9-2019

B.S.S. B.ed training college, Alathur has planned a community living camp on the theme of 'plastic free campus'. The camp was named 'Dhamma' which means the soul of a teacher. 30th September was the first day of our camp. All reached the college by 8:00 clock and started decorations and other arrangements. After the prayer and inauguration ceremony there was a class session by Krishna Iyer Janaki ma'am. Retired Railway engineer Anandha Narayanan Sxi, Vishalakshi ma'am, director of our college vijayan sxi and Mrs Kerala special 2019 Revathy were the main guests for the function. The class was on the topic of teacher students rel-

B.S.S. B.Ed. TRAINING COLLEGE ALATHUR, PALAKKAD-DT, KERALA



Name : VIBHISHA - KV.....


Reg. No. : BAATIMS.010.....

Optional Subject : MATHEMATICS.....

Certified that this is the bonafide record of

VIBHISHA:KV.....

Reg. No. BAATIMS.010.....*for the year 2019 - 2021*


Lecturer in charge

Date...08-03-21


PRINCIPAL

PRINCIPAL,
B. S. S. B Ed. Training College
Alathur (P.O), Palakkad Dt
Kerala - 576 102

EDU.401 COURSE ON EPC 3 : CRITICAL UNDERSTANDING OF ICT

TASKS - CONDUCT THREE WORKSHOPS

- 1. Digital Text book/ e - resources**
- 2. ICT Integration With Pedagogy**
- 3. E- Content Development**

**Prepared by
Vibhisha kv
Mathematics**

WORKSHOP 1

Digital Textbook / e-resources

Digital Text Book / e-resources

DAY 1

Phase 1 - Spreadsheets as tool for teaching-learning,
Administrative and Academic Support System

Product Needed

1. Enter mark list of Achievement test in to a spreadsheet
2. Calculate mean, median and mode by using software tools
3. Calculate grades of children by using software tools

Software Needed

LibreOffice calc is the spreadsheet component of the LibreOffice software package. Calc is also capable of saving spreadsheets as PDF file

Step 1

- Open LibreOffice Calc

ApplicationsOffice → LibreOfficeCalc

Step 2

- Enter mark list of achievement test with headings on each cell namely SL.NO, NAME OF THE STUDENTS and MARKS SCORED

Step 3

Choose data → Data form → Type the details → click new to save the record

Step 4

- Calculate mean using
=AVERAGE () ↵select the entire data on the column marks ↵press
Enter

Step 5

Calculate median using
= MEDIAN () ↵select the entire data in the column marks ↵press
Enter

Step 6

- Calculate mode using
= MODE () ↵select the entire data on the column marks ↵press Enter

Step 7

- Calculate Grades Using
- Please enter or copy the below formula into a blank cell where you want to get the result:

=IF(B2>=50,"A",IF(B2>=40,"B",IF(B2>=30,"C",IF(B2>=20,"D","E"))))

Explanation of this complex nested IF formula:

- If the Score (in cell B2) is equal or greater than 40, then the student gets an A.
- If the Score is equal or greater than 30, then the student gets a B.
- If the Score is equal or greater than 20, then the student gets a C..
- If the Score is equal or greater than 10, then the student gets a D.
- Otherwise the student gets an E.

WORKSHOP-2

ICT INTEGRATION WITH PEDAGOGY

ICT INTEGRATION WITH PEDAGOGY

Task – Preparation of a lesson plan using chalk.com

Chalk.com Education Inc.

Chalk.com Education Inc., doing business as chalk.com, provide online lesson planning, marking and assessment, and collaboration tools for teachers. It offers plan board that help teachers to plan classes, track standards, and collaborate with teachers worldwide; and mark board, a marking and assessment solution that enables teachers to track their students' progress. The company also offers campus, a sharing and collaboration tool that provides a social space for school staff to share their knowledge. Chalk.com Education Inc, was formerly known as vetica interactive Inc. And changed its name to chalk.com Education Inc, in march 2014. The company was founded in 2010 and is based in Kitchener, Canada.

•GETTING STARTED

To get started with Chalk.com, we have to first setup our Plan board online lesson planner. Plan board is the flagship product of chalk.com Education Inc. And will introduce us to the chalk.com suite of productivity apps.





1. Sign up free for an account



- Enter the details like name, e-mail id etc • Create a password and confirm the password.
- Press continue.

2. Create a semester

 5 Days Teaching

S **M** **T** **W** **T** **F** S

 Weekly Rotation Schedule

 Choose Start Date

 Choose End Date



- Click INSERT CLASS
- Select class/Block
- Select start and end times
- Insert the days of notions you have this class
- INSERT CLASS
- Repeat the steps to insert more classes
- SAVE AND CONTINUE

† TEMPLATES AND LESSON PLANNING

1, Creating a Template

Design a new Template for lesson Planning

Give a title to the template

Assign the template to a class

2, Creating Lesson Plans

Mathematics - Section 1
12:30 PM - 01:30 PM

No Unit Prisms

No Standards No Attachments

Mathematics - Section 1
03:30 PM - 04:30 PM

No Unit Area of Triangular Prism

No Standards No Attachments

WORKSHOP 3

E content development

E content development

DAY 4

Phase I-Integrating Images, Audio and Videos for e-content Authoring by using Open Free Software

Product Needed

A directory of selected images, Audio and videos

STEP 1

Sign into blogger

 www.bloggerspot.com

bloggerspot.com

No information is available for this page.
Learn why

 www.blogger.com

Blogger.com - Create a unique and beautiful blog. It's easy and free.

Get a free blogspot.com domain or buy a custom domain with just a few clicks.
Letter group. Earn money . Get paid for your hard ...

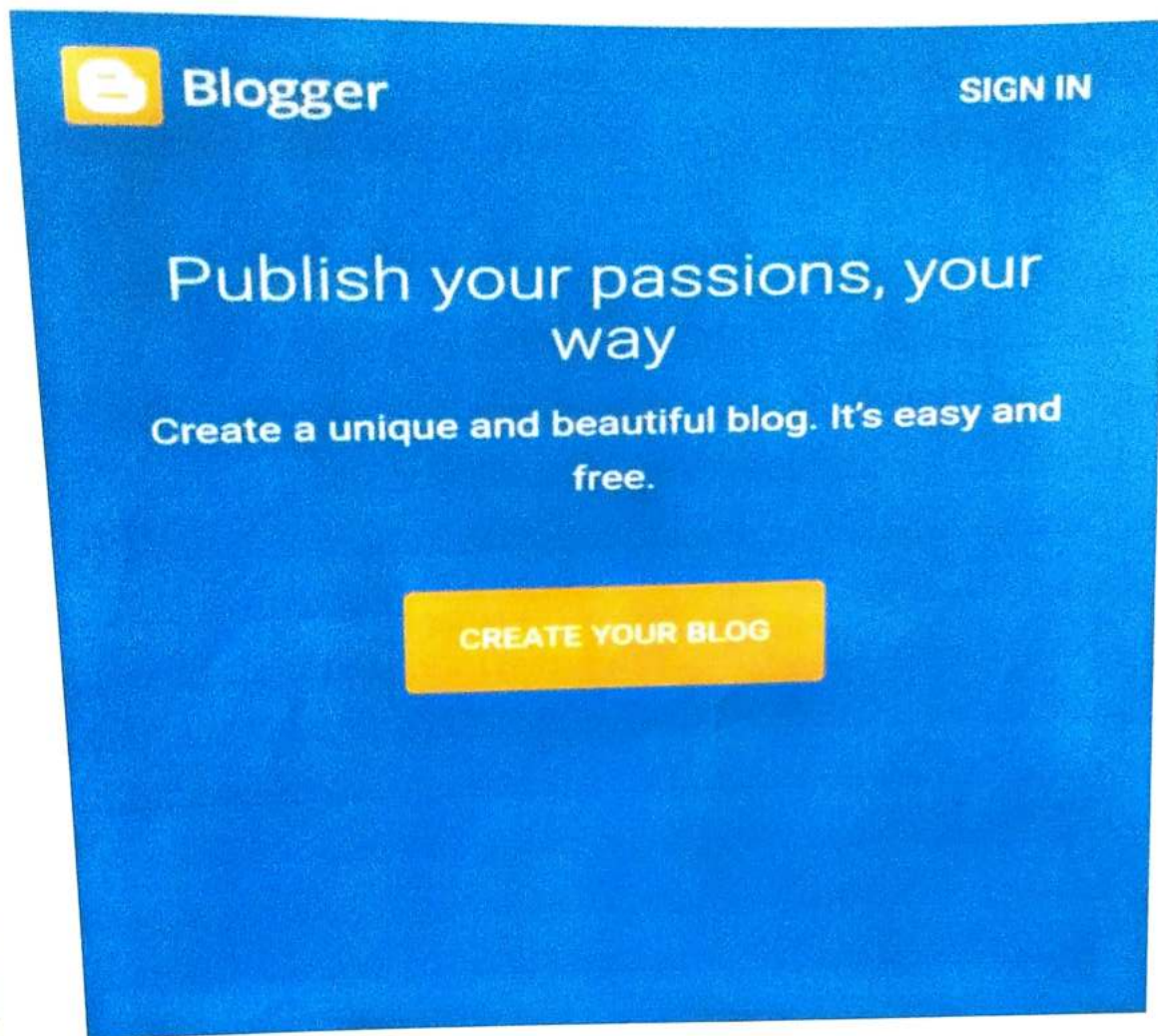
Create a unique and beautiful [Blogger](http://Blogger.com) p

www.blogger.com : profile

User Profile: BloggersSpot - Blogger

STEP 2

On the left, click the Down arrow and click new blog.



STEP 3

Enter a name for your blog and click next

Choose a name for your blog

This is the title that will be displayed at the top of your Blog.

Title

Pencil Art Gallery

SKIP

CANCEL

NEXT