

B.S.S. B.Ed. TRAINING COLLEGE

ALATHUR, PALAKKAD-DT, KERALA



Name: ROHINI-PS

Reg. No. : BAAWTCM009

Optional Subject : COMMERCE

Certified that this is the bonafide record of

..... ROHINI-PS

Reg. No. BAAWTCM009 for the year 2023 ~~2022~~ 2024

verified.
12/24
12/24
Lecturer in charge
B.S.S. B.Ed. Training College
Alathur (PO), Palakkad Dt
Kerala - 678 541.

Date: 12/6/2023



[Signature]
PRINCIPAL

B. S. S. B. Ed. Training College,
Alathur (PO), Palakkad-Dt
Kerala - 678 541.

WUJIRKSHUJIP

RECCURID

INDEX

Sl.No	CONTENT	PAGE-NO
1	Introduction	1
2	Workshop on Preparation of charts	2
	1. Descriptive chart	3
	2. Tree chart	4
	3. Tabular chart	5
	4. Organisation chart	6
	5. Flip chart	7
3	Workshop on preparation of Models	9
	<u>Still Models</u>	
	1. Types of Warehouse	10
	2. Scalar chain	12
	<u>Working Model</u>	
	1. Types of Partners	13
4	Conclusion	14

PREPARATION OF
TEACHING-LEARNING
MATERIALS


INTRODUCTION

A workshop is a place where work is preferred or a Seminar or group of meetings and discussions in a particular field. It can be a room, area or small establishment where manual or light industrial work is done. It can also be a brief intensive course for a small group, emphasizing on problem solving. It also means a course or meeting at which a work in progress often a story, poem or script discussed by a group of writers.

The meaning of workshop in educational aspect is a usually brief educational program for relatively small group of people that focuses especially on techniques and skills in a particular field. A good teacher become a great teacher by going beyond the call of duty and beyond textbooks. For this, it is necessary that teachers should continue their education. Conference, discussion, workshop etc. gives an entire help for the student trainee as well as teachers to get updated with the technology for their students workshop helps to develop the skill of writing charts, making models and other effective learning aid.

WORKSHOP ON
PREPARATION OF
CHARTS



 GPS Map Camera

Nenmara, Kerala, India

HRRR+6H7, Nemmara Aylur Road, Nenmara, Kerala
678508, India

Lat 10.590356°

Long 76.591359°

02/03/23 12:07 PM GMT +05:30



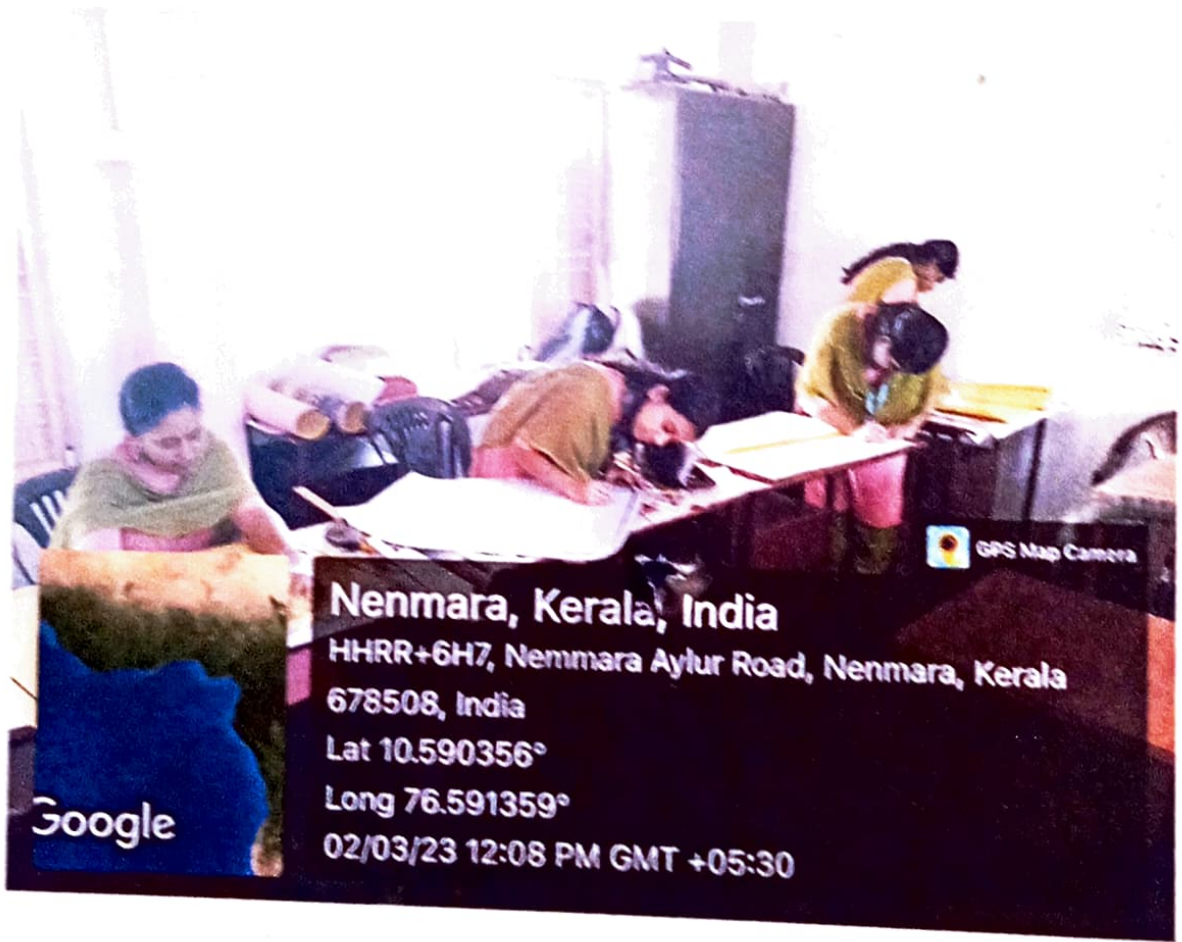
Google

WORKSHOP ON PREPARATION OF CHARTS

As a part of B.Ed curriculum the workshop on the preparation of chart was held on 2/03/2023. All the students participated in the workshop equipped with charts, pencil, eraser, chiselled tip markers, scales and rough plans under the guidance of teacher.

We prepared five charts on the day of workshop. The five types of chart that I had prepared are;

1. Descriptive chart.
2. Tree chart
3. Tabular chart
4. Organisation chart
5. Flip chart



GPS Map Camera

Nenmara, Kerala, India

HHRR+6H7, Nemmara Aylur Road, Nenmara, Kerala
678508, India

Lat 10.590356°

Long 76.591359°

02/03/23 12:08 PM GMT +05:30

Google

Voluntary
Membership

Legal
Status

Limited
Liability

Control

Service
Motive

WORKSHOP ON
PREPARATION OF
MODELS

WORKSHOP ON PREPARATION OF MODELS

As a part of B.Ed curriculum the model workshop conducted on 13/03/2023. All the students were participated in the workshop with materials required for the preparation of model under the guidance of teacher. We had prepared three models out of which one was a working model and the other two were still models. Various topics related to Commerce Subject were chosen for the preparation of models.

MODEL-1 [STILL MODEL]

The still model was prepared based on the topic 'Types of Warehouse'.

MATERIALS REQUIRED:

- Cardboard
- Chart
- Four paper glasses
- Glue
- Cotton
- Packaging box

PROCEDURE :

A square shaped cardboard covered with chart paper was divided into four sections by using cardboard pieces. Each section represented each type of warehousing. A packaging box with holes filled with cotton was fixed in the section of general warehousing. Two glasses filled with cotton were fixed in cold storage warehouse. Then the left two paper glasses were used to represent the special

MODEL-3 [WORKING MODEL]

The working model was prepared based on the topic 'Types of Partner'.

MATERIALS REQUIRED :


- Cardboard
- chart paper
- Screw
- Glue
- Scissor

PROCEDURE :

Two cardboards were cut in a rounded shape. It was covered with chart paper. The first one was titled with topic and the other one was about different types of partner. Both are joined appropriately by using a screw.

CONCLUSION

Workshop are the place where work is performed or a Seminar or group of meetings and discussion in a particular field. The workshop of chart and models gave a creative space for developing creative activities of student teachers. This would be helpful for them during the teaching practice. This could be used for preparation of effective classroom demonstration aids with helps in bringing up the creative aspect that are present in the students.



[Signature]
Lecturer in Commerce
B.S.S. B. Ed. Training College
Alathur (P.O.) Parakkad Dt.
Kerala 678 541