




BSS B.Ed. Training College

NAAC Accredited B++ Grade with CGPA of 2.85



(Recognized by NCTE & Affiliated to the University of Calicut) Alathur, Palakkad-
678541 Kerala

CERTIFICATE

Certified that this is the bonafide record of EDU.401 course on EPC 3: CRITICAL
UNDERSTANDING OF ICT being submitted by MIDHUNA S Reg.No: BAAWTCM002
during the academic year 2022-2024

Name of the student teacher: ANILA A

Reg. No.: BAAWTCM002

Optional Subject: COMMERCE


Lecture in charge SALABHA B

SALABHA B

Date:

[Signature]
Principal

PRINCIPAL,
G. S. S. B.Ed, Training College,
Alathur (PO), Palakkad-Dt
Kerala - 678 541.



DAY 4

E-CONTENT DEVELOPMENT

Phase1: Integrating Images, Audio and Videos for e-content Authoring by single Open Free Software

Product Needed

- Create blog
- Write content and upload images, audio and videos

Website needed

Blogger.com

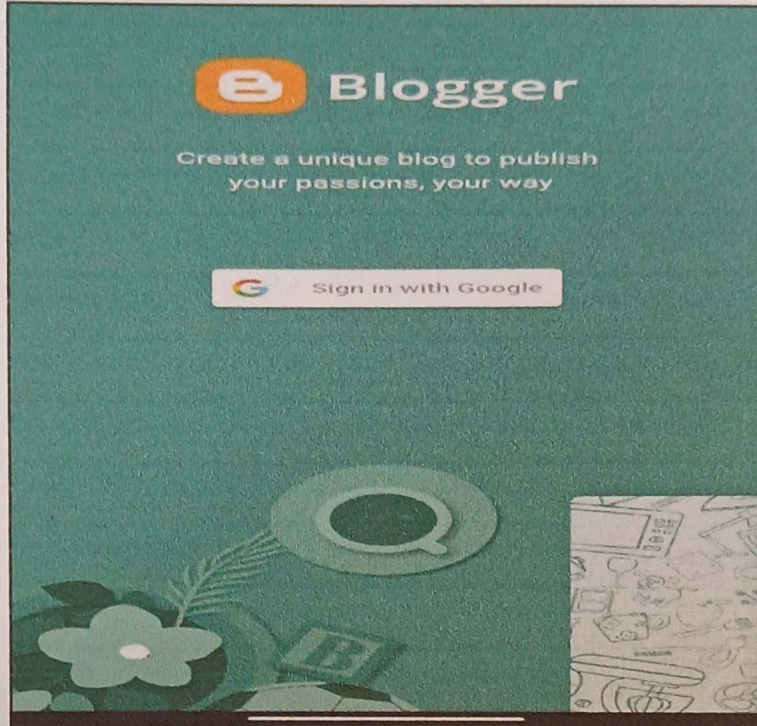
Blogger

Blogger is a Weblog publishing tool from Google, for sharing text, photos and videos. It is used to create and publish new posts. Save posts as a draft to finish later. Share a link to your post using Android Share. Open a blog or post in a browser.

Steps

Step 1:

- Sign into blogger by using a valid e-mail ID
- Click on Create your Blog.



Step 2:

- Choose a name for your blog
- Click Next



Google sign-in has a new look

We've improved the sign-in page with a more modern design

[Learn more](#)

[Dismiss](#)



Choose an account



Anila Ani

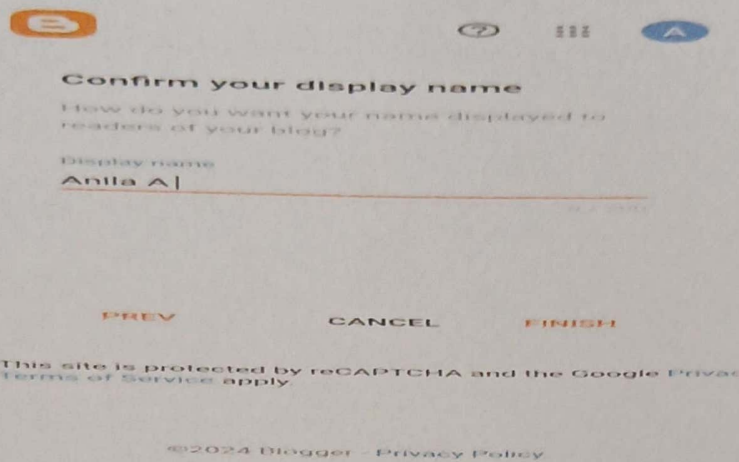
anilamanoj18583@gmail.com



Use another account

Step 3:

- Choose a URL for your blog
- Click Next



Step 4:

- Create blog
- Upload pictures, videos, and audio using the respective icons and also text content Post the blog by clicking the Send icon.
- Now the blog has been published
- Create more blogs by clicking the + button
- You can edit the title and add pictures by clicking the 3 dots on the right side.

output:

